

FORM 603

Corporations Act 2001

Section 671B

Notice of initial substantial holder**To: Company Name/Scheme: PROGRAMMED MAINTENANCE SERVICES LIMITED**ACN/ARSN: **054 742 264****1. Details of substantial holder**

Name: Commonwealth Bank of Australia ACN 123 123 124 (CBA) and its related bodies corporate listed in annexure A

The holder became a substantial holder on: **20/12/2016****2. Details of voting power**

The total number of votes attached to all the voting shares in the company or voting interests in the scheme that the substantial holder or an associate had a relevant interest in on the date the substantial holder became a substantial holder are as follows.

Class of securities	Number of securities	Person's votes	Voting power (%)
Fully Paid ordinary shares	12,946,867	12,946,867	5.03

For the Securities (if any) listed below see NOTE 1 at the end of this form

Class of securities	Number of securities	Person's votes	Voting power (%)
Fully Paid ordinary shares	381,881	381,881	0.14

Class of securities	Number of securities	Person's votes	Voting power (%)
GRAND TOTAL Fully paid ordinary shares	13,328,748	13,328,748	5.18

3. Details of relevant interests

The nature of the relevant interest the substantial holder or an associate had in the following voting securities on the date the substantial holder became a substantial holder are as follows:

Holder of relevant interest	Nature of relevant interest	Class and number of securities
Avanteos Investments Limited ACN 096 259 979	<p>Relevant interest under paragraph 608(1)(a), 608(1)(b) and 608(1)(c) of the Corporations Act 2001 (Cth), being a relevant interest arising as a result of being the registered holder of the relevant securities in its capacity as a superannuation trustee. In addition, if any OTC derivatives, warrants or other securities (other than ordinary shares or ordinary units (as applicable)) are referred to below in this row, the relevant interest in respect of those securities arises under subsection 608(8) being an accelerated relevant interest held in the same capacity.</p> <p>Nature of relevant interest derived from; ordinary shares 34,708</p>	<p>34,708 Fully paid ordinary shares</p>
Colonial First State Investments Limited (Note 1) ACN 002 348 352	<p>Relevant interest under paragraph 608(1)(b) and/or 608(1)(c) of the Corporations Act 2001 (Cth), being a relevant interest arising from having the residual power to control the exercise of the right to vote attached to securities and/or to control the exercise of the power to dispose of securities in its capacity as a responsible entity of a managed investment scheme (which managed investment scheme is not managed by either Colonial First State Investments Limited or a related body corporate). In addition, if any OTC derivatives, warrants or other securities (other than ordinary shares or ordinary units (as applicable)) are referred to below in this row, the relevant interest in respect of those securities arises under subsection 608(8) being a residual accelerated relevant interest held in the same capacity. Colonial First State Investments Limited has authorised the manager of each such managed investment scheme to exercise the powers referred to in paragraph 608(1)(b) and/or 608(1)(c) of the Corporations Act 2001 (Cth) in relation to those securities managed by the manager to the exclusion of Colonial First State Investments Limited except for provisions allowing Colonial First State Investments Limited to terminate the agreement with the manager or to exercise those powers where the agreement is terminated.</p> <p>Nature of relevant interest derived from; ordinary shares 381,881</p>	<p>381,881 Fully paid ordinary shares (including 245,725 borrowed from UBS AG (Agreement 2), see Annexure C)</p>
Realindex Investments Pty Limited ACN 133 312 017	<p>Relevant interest under paragraph 608(1)(b) and/or 608(1)(c) of the Corporations Act 2001 (Cth), being a relevant interest arising from having the power to control the exercise of the right to vote attached to securities and/or to control the exercise of the power to dispose of securities in its capacity as investment manager, as provided for under its investment mandates. In addition, if any OTC derivatives, warrants or other securities</p>	<p>4,359,304 Fully paid ordinary shares</p>

	<p>(other than ordinary shares or ordinary units (as applicable)) are referred to below in this row, the relevant interest in respect of those securities arises under subsection 608(8) being an accelerated relevant interest held in the same capacity.</p> <p>Nature of relevant interest derived from; ordinary shares 4,359,304</p>	
Commonwealth Bank Officers Superannuation Corporation Pty Limited ACN 074 519 798	<p>Relevant interest under paragraph 608(1)(b) and/or 608(1)(c) of the Corporations Act 2001 (Cth), being a relevant interest arising from having the power to control the exercise of the right to vote attached to securities and/or to control the exercise of the power to dispose of securities in its capacity as trustee for the Officers' Superannuation Fund. In addition, if any OTC derivatives, warrants or other securities (other than ordinary shares or ordinary units (as applicable)) are referred to below in this row, the relevant interest in respect of those securities arises under subsection 608(8) being an accelerated relevant interest held in the same capacity.</p> <p>Nature of relevant interest derived from; ordinary shares 55,932</p>	<p>55,932 Fully paid ordinary shares</p>
Colonial First State Asset Management (Australia) Limited ACN 114 194 311	<p>Relevant interest under paragraph 608(1)(b) and/or 608(1)(c) of the Corporations Act 2001 (Cth), being a relevant interest arising from having the power to control the exercise of the right to vote attached to securities and/or to control the exercise of the power to dispose of securities in its capacity as investment manager (as provided for under its investment mandates). In addition, if any OTC derivatives, warrants or other securities (other than ordinary shares or ordinary units (as applicable)) are referred to below in this row, the relevant interest in respect of those securities arises under subsection 608(8) being an accelerated relevant interest held in the same capacity.</p> <p>Nature of relevant interest derived from; ordinary shares 8,496,923</p>	<p>8,496,923 Fully paid ordinary shares</p>
Colonial First State Investments Limited ACN 002 348 352	<p>Relevant interest under paragraph 608(1)(b) and/or 608(1)(c) of the Corporations Act 2001 (Cth), being a relevant interest arising from having the power to control the exercise of the right to vote attached to securities and/or to control the exercise of the power to dispose of securities in its capacity as a responsible entity of a managed investment scheme (which managed investment scheme is managed by Colonial First Statement Investments Limited or a related body corporate). In addition, if any OTC derivatives, warrants or other securities (other than ordinary shares or ordinary units (as applicable)) are referred to below in this row, the relevant interest in respect of those securities arises under subsection 608(8) being an accelerated relevant interest held in the same capacity.</p> <p>Nature of relevant interest derived from;</p>	<p>8,562,852 Fully paid ordinary shares (including 245,725 borrowed from UBS AG (Agreement 2), see Annexure C)</p>

	ordinary shares 8,562,852	
Commonwealth Bank Officers Superannuation Corporation Pty Limited ACN 074 519 798	<p>Relevant interest under paragraph 608(1)(b) and/or 608(1)(c) of the Corporations Act 2001 (Cth), being a relevant interest arising from having the power to control the exercise of the right to vote attached to securities and/or to control the exercise of the power to dispose of securities in its capacity as trustee for the Officers' Superannuation Fund. In addition, if any OTC derivatives, warrants or other securities (other than ordinary shares or ordinary units (as applicable)) are referred to below in this row, the relevant interest in respect of those securities arises under subsection 608(8) being an accelerated relevant interest held in the same capacity.</p> <p>Nature of relevant interest derived from; ordinary shares 1,110,581</p>	<p>1,110,581 Fully paid ordinary shares</p>
Colonial First State Investments Limited ACN 002 348 352	<p>Relevant interest under paragraph 608(1)(b) and/or 608(1)(c) of the Corporations Act 2001 (Cth), being a relevant interest arising from having the power to control the exercise of the right to vote attached to securities and/or to control the exercise of the power to dispose of securities in its capacity as a responsible entity of a managed investment scheme (which managed investment scheme is managed by Colonial First Statement Investments Limited or a related body corporate). In addition, if any OTC derivatives, warrants or other securities (other than ordinary shares or ordinary units (as applicable)) are referred to below in this row, the relevant interest in respect of those securities arises under subsection 608(8) being an accelerated relevant interest held in the same capacity.</p> <p>Nature of relevant interest derived from; ordinary shares 50,190</p>	<p>50,190 Fully paid ordinary shares</p>
Realindex Investments Pty Limited ACN 133 312 017	<p>Relevant interest under paragraph 608(1)(b) and/or 608(1)(c) of the Corporations Act 2001 (Cth), being a relevant interest arising from having the power to control the exercise of the right to vote attached to securities and/or to control the exercise of the power to dispose of securities in its capacity as investment manager, as provided for under its investment mandates. In addition, if any OTC derivatives, warrants or other securities (other than ordinary shares or ordinary units (as applicable)) are referred to below in this row, the relevant interest in respect of those securities arises under subsection 608(8) being an accelerated relevant interest held in the same capacity.</p> <p>Nature of relevant interest derived from; ordinary shares 4,309,114</p>	<p>4,309,114 Fully paid ordinary shares</p>
Colonial First State Asset Management (Australia) Limited ACN 114 194 311	<p>Relevant interest under paragraph 608(1)(b) and/or 608(1)(c) of the Corporations Act 2001 (Cth), being a relevant interest arising from having the power to control the exercise of the right to vote attached to securities</p>	<p>7,442,274 Fully paid ordinary shares</p>

	<p>and/or to control the exercise of the power to dispose of securities in its capacity as investment manager (as provided for under its investment mandates). In addition, if any OTC derivatives, warrants or other securities (other than ordinary shares or ordinary units (as applicable)) are referred to below in this row, the relevant interest in respect of those securities arises under subsection 608(8) being an accelerated relevant interest held in the same capacity.</p> <p>Nature of relevant interest derived from; ordinary shares 7,442,274</p>	
--	---	--

4. Details of present registered holders

The persons registered as holders of the securities referred to in paragraph 3 above are as follows

Holder of relevant interest	Registered holder of securities	Person entitled to be registered as holder	Class and number of securities
Avanteos Investments Limited ACN 096 259 979	Avanteos Investments Limited		34,708 Fully paid ordinary shares
Colonial First State Investments Limited (Note 1) ACN 002 348 352	UBS Nominees Pty Ltd		245,725 Fully paid ordinary shares
Colonial First State Investments Limited (Note 1) ACN 002 348 352	Citibank N A Hong Kong		136,156 Fully paid ordinary shares
Realindex Investments Pty Limited ACN 133 312 017	National Bank Nominees Pty Limited		100,927 Fully paid ordinary shares
Realindex Investments Pty Limited ACN 133 312 017	Citibank N A Hong Kong		4,258,377 Fully paid ordinary shares
Commonwealth Bank Officers Superannuation Corporation Pty Limited ACN 074 519 798	Citicorp Nominees Pty Limited (Australia)		55,932 Fully paid ordinary shares
Colonial First State Asset Management (Australia) Limited ACN 114 194 311	Citicorp Nominees Pty Limited (Australia)		3,080,647 Fully paid ordinary shares
Colonial First State Asset Management (Australia) Limited ACN 114 194 311	Citibank N A London		1,613,700 Fully paid ordinary shares
Colonial First State Asset Management (Australia) Limited ACN 114 194 311	BNP Paribas Securities		1,855,790 Fully paid ordinary shares
Colonial First State Asset Management (Australia) Limited ACN 114 194 311	Citibank N A Hong Kong		1,946,786 Fully paid ordinary shares

5. Consideration

The consideration paid for each relevant interest referred to in paragraph 3 above, and acquired in the four months prior to the day that the substantial holder became a substantial holder is as follows:

Holder of relevant interest	Date of acquisition	Consideration-Cash	Consideration-Non-Cash	Class and number of securities
See annexure B to this notice				

6. Associates

The reasons the persons named in paragraph 3 above are associates of the substantial holder are as follows:

Name and ACN/ARSN (if applicable)	Nature of association
ASB Group Investments Limited Company Number 533945	An indirect wholly-owned subsidiary, and therefore related body corporate, of Commonwealth Bank of Australia
Commonwealth Bank Officers Superannuation Corporation Pty Limited ACN 074 519 798	A direct wholly-owned subsidiary, and therefore related body corporate, of Commonwealth Bank of Australia
Colonial First State Asset Management (Australia) Limited ACN 114 194 311	An indirect wholly-owned subsidiary, and therefore related body corporate, of Commonwealth Bank of Australia
Colonial First State Investments Limited ACN 002 348 352	An indirect wholly-owned subsidiary, and therefore related body corporate, of Commonwealth Bank of Australia
Avanteos Investments Limited ACN 096 259 979	An indirect wholly-owned subsidiary, and therefore related body corporate, of Commonwealth Bank of Australia
Realindex Investments Pty Limited ACN 133 312 017	An indirect wholly-owned subsidiary, and therefore related body corporate, of Commonwealth Bank of Australia
Sovereign Services Limited ACN 969417	An indirect wholly-owned subsidiary, and therefore related body corporate, of Commonwealth Bank of Australia
CBA Markets Limited ACN 003 485 952	An indirect wholly-owned subsidiary, and therefore related body corporate, of Commonwealth Bank of Australia
The Colonial Mutual Life Assurance Society Limited ACN 004 021 809	An indirect wholly-owned subsidiary, and therefore related body corporate, of Commonwealth Bank of Australia

7. Addresses

The addresses of persons named in this form are as follows:

Name	Address
ASB Group Investments Limited Company Number 533945	Level 2, ASB North Wharf, 12 Jellicoe Street, Auckland, 1010 , New Zealand
Commonwealth Bank Officers Superannuation Corporation Pty Limited ACN 074 519 798	Level 11 Tower 1, 201 Sussex St Sydney NSW 2001
Colonial First State Asset Management (Australia) Limited ACN 114 194 311	Ground Floor Tower 1, 201 Sussex Street, Sydney, NSW, 2000, Australia
Colonial First State Investments Limited ACN 002 348 352	Ground Floor Tower 1, 201 Sussex Street, Sydney, NSW, 2000, Australia
Avanteos Investments Limited ACN 096 259 979	Ground Floor Tower 1, 201 Sussex Street, Sydney, NSW, 2000, Australia
Realindex Investments Pty Limited ACN 133 312 017	Ground Floor Tower 1, 201 Sussex Street, Sydney, NSW, 2000, Australia
Sovereign Services Limited ACN 969417	Level 2, ASB North Wharf, 12 Jellicoe Street, Auckland, 1010 , New Zealand
CBA Markets Limited ACN 003 485 952	Ground Floor Tower 1, 201 Sussex Street, Sydney, NSW, 2000, Australia
The Colonial Mutual Life Assurance Society Limited ACN 004 021 809	Ground Floor Tower 1, 201 Sussex Street, Sydney, NSW, 2000, Australia

8. Signature

NOTE 1--(This note is relevant to section 2,3,4 and 5)

The relevant interests in these securities:

- a) are/were held by Colonial First State Investments Limited (CFS) as responsible entity of the specified registered managed investment schemes and relate(d) to holdings in connection with the Colonial First State First Choice product range. Decisions to buy/sell those securities and exercise voting rights in relation to those securities are made by managers to whom CFS has outsourced those functions. By instrument dated 29 October 2001 the Australian Securities and Investments Commission ("ASIC") has granted certain relief to CFS and its related bodies corporate for these holdings from the applicable provisions of Chapter 6 of the Corporations Act in relation to the acquisition of or increase in voting power of such securities (the Manager Relief). These managers are not associates of, other than by virtue of an agreement in accordance with the terms of the Manager Relief, the Commonwealth Bank of Australia group; or
- b) are/were held by or for the benefit of specified index funds where the funds have an objective of maintaining a portfolio tracking error less than 0.5% per annum. ASIC has granted certain relief to CFS and its related bodies corporate for these holdings from the applicable provisions of Chapter 6 of the Corporations Act in relation to the acquisition of or increase in voting power of such securities.




Dated the 21 day of December 2016

Carla Collingwood-Company Secretary

Annexure A

This is annexure A referred to in Form 603, Notice of initial substantial holder dated 20/12/2016



Carla Collingwood

Company Secretary

Dated the 21 December 2016


SCHEDULE

AEGIS CORRECTIONAL PARTNERSHIP PTY LTD
AEGIS LIMITED
AHL HOLDINGS PTY LIMITED
ALTONA V6 PTY LIMITED
ASB BANK LIMITED
ASB CAPITAL LIMITED (NZX-ASBPA)
ASB CAPITAL NO.2 LIMITED (NZX-ASBPB)
ASB FINANCE LIMITED
ASB FUNDING LIMITED
ASB GROUP (LIFE) LIMITED
ASB GROUP INVESTMENTS LIMITED
ASB HOLDINGS LIMITED
ASB MANAGEMENT SERVICES LIMITED
ASB NOMINEES LIMITED
ASB SECURITIES LIMITED
ASKLEPIOS LIMITED
ASPIRE SCHOOLS FINANCING (QLD) PTY LIMITED
ASPIRE SCHOOLS HOLDINGS (QLD) PTY LIMITED
AUSIEX NOMINEES PTY LIMITED
AUSTRALIAN INVESTMENT EXCHANGE LIMITED
AVANTEOS INVESTMENTS LIMITED
AVANTEOS PTY LTD
BANK OF HANGZHOU CO. LTD
BANKWEST FOUNDATION LIMITED
BDELTA VESSEL NO 1 PTY LTD
BDELTA VESSEL NO 2 PTY LTD
BDELTA VESSEL NO 3 PTY LTD
BDELTA VESSEL NO 4 PTY LTD
BOCOMMLIFE INSURANCE COMPANY LIMITED
BOND INVESTMENTS NO 1 LIMITED
BOND INVESTMENTS UK LIMITED
BW FINANCIAL ADVICE LIMITED
BW SECURITISATION MANAGEMENT PTY LTD
BWA GROUP SERVICES PTY LTD
BWA INTELLECTUAL PROPERTY HOLDINGS LIMITED
CAPITAL 121 PTY LIMITED
CARDS NZ LIMITED
CBA (EUROPE) FINANCE LTD (IN LIQUIDATION)
CBA A319 4624 PTY LIMITED
CBA A319 4635 PTY LIMITED
CBA A320 4077 PTY LTD
CBA A320 4948 PTY LIMITED
CBA A320 5156 PTY LIMITED
CBA A320 5249 PTY LTD
CBA A320 5289 PTY LTD
CBA A320 5638 PTY LTD
CBA A320 6749 PTY LIMITED
CBA A320 AIRCRAFT NO1 PTY LTD
CBA A330 1427 Pty Ltd
CBA A330 1453 PTY LIMITED
CBA AIR A320 2714 PTY LIMITED
CBA AIR PTY LTD
CBA ASSET FINANCE (NZ) LIMITED
CBA ASSET HOLDINGS (NZ) LIMITED
CBA B377 37091 PTY LTD
CBA B738 39822 PTY LIMITED
CBA B773 60333 PTY LIMITED
CBA CAPITAL AUSTRALIA PTY LIMITED
CBA CAPITAL HOLDINGS INC.
CBA CAPITAL TRUST I
CBA CAPITAL TRUST II
CBA CORPORATE SERVICES (NSW) PTY LIMITED
CBA CORPORATE SERVICES (VIC) PTY LIMITED
CBA EUROPE LIMITED
CBA FUNDING (NZ) LIMITED
CBA FUNDING HOLDINGS PTY LTD
CBA FUNDING TRUST I
CBA INTERNATIONAL FINANCE PTY. LIMITED
CBA INTERNATIONAL FINANCIAL SERVICES LIMITED (formerly known as COMMBANK MANAGEMENT CONSULTING (ASIA) COMPANY LIMITED)
CBA INVESTMENTS (NO.4) LIMITED
CBA MARKETS LIMITED
CBA MTE RAIL COMPANY PTY LIMITED
CBA NZ HOLDING LIMITED
CBA RAIL & TRAM COMPANY PTY LIMITED
CBA ROLLING STOCK COMPANY NO.1 PTY LIMITED
CBA SA HOLDINGS PROPRIETARY LIMITED
CBA SERVICES SINGAPORE PTE LTD
CBA SPECIALISED FINANCING PTY LIMITED
CBA STAFF COMMUNITY FUND LIMITED
CBA USD FUNDING LIMITED
CBA USD INVESTMENTS PTY LIMITED
CBFC LEASING PTY. LIMITED
CBFC LIMITED
CFSPAI EUROPE CO LIMITED (formerly known as CFSPAI MALTA CO LIMITED)
CFSPAI EUROPE HOLDCO LIMITED (formerly known as CFSPAI MALTA HOLDCO LIMITED)
CHRISTMAS BREAK PTY LTD
CHULLORA EQUITY INVESTMENT (NO 1) PTY

LIMITED
CHULLORA EQUITY INVESTMENT (NO 2) PTY LIMITED
CHULLORA EQUITY INVESTMENT (NO 3) PTY LIMITED
CIPL ARARAT PTY LTD
CIPL SA SCHOOLS PTY LTD
CISL (NO.1) PTY LIMITED
CM-SOMERTON PTY. LTD.
CMG ASIA LIFE HOLDINGS LIMITED
CMG ASIA PTY LTD
COLLATERAL LEASING PTY LTD
COLONIAL FIRST STATE ASSET MANAGEMENT (AUSTRALIA) LIMITED
COLONIAL FIRST STATE GROUP LIMITED
COLONIAL FIRST STATE INFRASTRUCTURE HOLDINGS LIMITED
COLONIAL FIRST STATE INFRASTRUCTURE MANAGERS (AUSTRALIA) PTY LTD
COLONIAL FIRST STATE INVESTMENTS LIMITED
COLONIAL FIRST STATE MANAGED INFRASTRUCTURE LIMITED
COLONIAL HOLDING COMPANY LIMITED
COLONIAL MUTUAL SUPERANNUATION PTY. LTD.
COLONIAL SERVICES PTY LIMITED
COMMBANK EUROPE LIMITED
COMMBANK MANAGEMENT CONSULTING (SHANGHAI) COMPANY LIMITED
COMMFUNDATION PTY LIMITED
COMMONWEALTH AUSTRALIA SECURITIES LLC
COMMONWEALTH BANK OF AUSTRALIA
COMMONWEALTH BANK OF AUSTRALIA (CHENG'AN) COUNTY BANK CO. LTD.
COMMONWEALTH BANK OF AUSTRALIA (CIXIAN) COUNTY BANK CO. LTD
COMMONWEALTH BANK OF AUSTRALIA (DENGFENG) COUNTY BANK CO. LTD
COMMONWEALTH BANK OF AUSTRALIA (HANDANXIAN) COUNTY BANK CO. LTD.
COMMONWEALTH BANK OF AUSTRALIA (JIYUAN) COUNTY BANK CO. LTD
COMMONWEALTH BANK OF AUSTRALIA (LANKAO) COUNTY BANK CO. LTD
COMMONWEALTH BANK OF AUSTRALIA (LUANCHENG) COUNTY BANK CO. LTD
COMMONWEALTH BANK OF AUSTRALIA (MIANCHI) COUNTY BANK CO. LTD
COMMONWEALTH BANK OF AUSTRALIA (SHEXIAN) COUNTY BANK CO. LTD
COMMONWEALTH BANK OF AUSTRALIA (UK) STAFF BENEFITS SCHEME TRUSTEE COMPANY LIMITED
COMMONWEALTH BANK OF AUSTRALIA (WEIXIAN) COUNTY BANK CO. LTD.
COMMONWEALTH BANK OF AUSTRALIA (WENXIAN) COUNTY BANK CO. LTD
COMMONWEALTH BANK OF AUSTRALIA (XINJI) COUNTY BANK CO. LTD
COMMONWEALTH BANK OF AUSTRALIA (YICHUAN) COUNTY BANK CO. LTD
COMMONWEALTH BANK OF AUSTRALIA (YONGCHENG) COUNTY BANK CO. LTD
COMMONWEALTH BANK OF AUSTRALIA (YONGNIAN) COUNTY BANK CO. LTD
COMMONWEALTH BANK OFFICERS
SUPERANNUATION CORPORATION PTY LIMITED
Commonwealth Custodial Services Pty Ltd
COMMONWEALTH DEVELOPMENT BANK OF AUSTRALIA PTY LIMITED
COMMONWEALTH FINANCIAL PLANNING LIMITED
COMMONWEALTH INSURANCE HOLDINGS LIMITED
COMMONWEALTH INSURANCE LIMITED
COMMONWEALTH INVESTMENTS PTY LIMITED
COMMONWEALTH PRIVATE LIMITED
COMMONWEALTH SECURITIES LIMITED
COMMWEALTH INTERNATIONAL HOLDINGS PTY LIMITED
COMSEC NOMINEES PTY LIMITED
CORE EQUITY SERVICES NOMINEES PTY LIMITED
COUNT FINANCIAL LIMITED
CRYSTAL AVENUE PTY LIMITED
CTB AUSTRALIA LIMITED
ELLAS CONTAINER SHIP COMPANY 1 PTY LIMITED
ELLAS CONTAINER SHIP COMPANY 2 PTY LIMITED
EMERALD HOLDING COMPANY PTY LIMITED
EQUIGROUP HOLDINGS PTY LIMITED
FINANCIAL WISDOM LIMITED
FINCONNECT (AUSTRALIA) PTY LTD
FIRST STATE CINDA FUND MANAGEMENT COMPANY LIMITED
First State European Diversified Infrastructure Sarl
First State Funds Plc
First State Global Umbrella Fund Public Limited Company
FIRST STATE INFRASTRUCTURE MANAGERS (INTERNATIONAL) LIMITED
First State Investment Management (UK) Limited
FIRST STATE INVESTMENT MANAGERS (ASIA) LIMITED
First State Investment Services (UK) Limited
FIRST STATE INVESTMENTS (HONG KONG) LIMITED
FIRST STATE INVESTMENTS (JAPAN) LIMITED
FIRST STATE INVESTMENTS (NZ) LIMITED
FIRST STATE INVESTMENTS (SINGAPORE)
First State Investments (UK Holdings) Limited
First State Investments (UK) Limited
FIRST STATE INVESTMENTS (US) LLC
First State Investments Fund Management Sarl
First State Investments GIP Management Sarl
FIRST STATE INVESTMENTS HOLDINGS (SINGAPORE) LIMITED
First State Investments ICVC
First State Investments International Inc
First State Investments International Limited
FIRST STATE NOMINEES (HONG KONG) LIMITED
FSIB LTD (formerly known as FIRST STATE INVESTMENTS (BERMUDA) LIMITED)
FSIC Limited (formerly known as First State Investments (Cayman) Limited)
GT USD FUNDING PTY LIMITED
HAZELWOOD INVESTMENT COMPANY PTY

LIMITED
 HOMEPAATH PTY LIMITED
 INVERLOCH LEASING PTY LIMITED
 INVESTMENT CUSTODIAL SERVICES LIMITED
 INVESTORWEB.COM. PTY LIMITED
 IWL BROKING SOLUTIONS PTY LIMITED
 IWL PTY LIMITED
 JACQUES MARTIN ADMINISTRATION AND
 CONSULTING PTY LTD
 JACQUES MARTIN PTY. LTD.
 LOFT NO 1 PTY LIMITED
 LOFT NO 2 PTY LIMITED
 LOFT NO.3 PTY LIMITED
 MIS FUNDING NO.1 PTY LIMITED
 MORTGAGE HOLDING TRUST COMPANY LIMITED
 MTE DEBT VEHICLE PTY LTD
 MTE LESSOR 1 PTY LTD
 MTE LESSOR 2 PTY LTD
 MTE LESSOR 3 PTY LTD
 MTE LESSOR 4 PTY LTD
 MTE LESSOR 5 PTY LTD
 MTE NOMINEE PARTNER PTY LTD
 NETSHARE NOMINEES PTY LTD
 NEWPORT LIMITED
 NEWSHELF 1314 (PTY) LTD
 NEWSHELF 1315 (PTY) LTD
 NIMITZ NOMINEES PTY LIMITED
 ORE & OVERBURDEN PTY LIMITED
 PREFERRED CAPITAL PTY LIMITED
 PREMIUM ALTERNATIVE INVESTMENTS PTY
 LIMITED
 PREMIUM CUSTODY SERVICES PTY LTD
 PREMIUM PLANTATIONS PTY LIMITED
 PREMIUM PLANTATIONS SERVICES PTY LTD
 PT BANK COMMONWEALTH
 PT COMMONWEALTH LIFE
 PT FIRST STATE INVESTMENTS INDONESIA
 QILU BANK CO. LTD.
 REALINDEX INVESTMENTS PTY LIMITED
 RELIANCE ACHIEVER PTY LIMITED
 RESIDENTIAL MORTGAGE GROUP PTY LTD
 ROCK & RUBBLE (DEBT VEHICLE) PTY LIMITED
 ROCK & RUBBLE (EXISTING) PTY LIMITED
 ROCK & RUBBLE (NEW) PTY LIMITED
 SAF MINING NO.2 PTY LIMITED
 SAF Mining No1 Pty Limited
 SAFE NO1 PTY LTD
 SAFE NO19 PTY LIMITED
 SAFE NO2 PTY LTD
 SAFE NO3 PTY LTD
 SAFE NO4 PTY LIMITED
 SAFE NO9 PTY LIMITED
 SAFE USD HOLDINGS PTY LTD
 SBN NOMINEES PTY. LIMITED
 SECURITISATION ADVISORY SERVICES PTY.
 LIMITED

SECURITISATION MANAGEMENT SERVICES
 LIMITED
 SECURITY HOLDING INVESTMENT ENTITY LINKING
 DEALS LIMITED
 SENBARY PTY LIMITED
 SHARE DIRECT NOMINEES PTY LIMITED
 SHARE INVESTMENTS PTY LIMITED
 SI Holdings Limited
 SIF RAILWAY NO.1 PTY LIMITED (IN LIQUIDATION)
 SIF RAILWAY NO.2 PTY LIMITED (IN LIQUIDATION)
 SOVEREIGN ASSURANCE COMPANY LIMITED
 SOVEREIGN SERVICES LIMITED
 SOVEREIGN SUPERANNUATION FUNDS LIMITED
 SOVEREIGN SUPERANNUATION TRUSTEES
 LIMITED
 ST ANDREW'S AUSTRALIA PTY LTD
 STATE NOMINEES LTD
 SWAN SECURITISATION FINANCE PTY LIMITED (IN
 LIQUIDATION)
 SWAN SECURITISATION INVESTMENTS PTY LTD
 (IN LIQUIDATION)
 T.W. CUSTODIANS LIMITED
 TANKSTREAM RAIL (BY - 1) PTY LIMITED
 TANKSTREAM RAIL (BY - 2) PTY LIMITED
 TANKSTREAM RAIL (BY - 3) PTY LIMITED
 TANKSTREAM RAIL (BY - 4) PTY LIMITED
 TANKSTREAM RAIL (SW - 1) PTY LIMITED
 TANKSTREAM RAIL (SW - 2) PTY LIMITED
 TANKSTREAM RAIL (SW - 3) PTY LIMITED
 TANKSTREAM RAIL (SW - 4) PTY LIMITED
 TANKSTREAM RAIL (VICTORIA) PTY LIMITED
 THE COLONIAL MUTUAL LIFE ASSURANCE
 SOCIETY LIMITED
 TOTAL KEEN INVESTMENT LIMITED
 TYME CAPITAL PROPRIETARY LIMITED
 TYME INFIELD PROPRIETARY LIMITED (formerly
 know as EDGE FIELD MARKETING PROPRIETARY
 LTD)
 TYME INTELLECTUAL PROPERTIES PROPRIETARY
 LIMITED
 TYME INVESTMENTS PROPRIETARY LIMITED
 TYME TECHNICAL SOLUTIONS PROPRIETARY
 LIMITED
 VATOSCAN PROPRIETARY LIMITED
 VH-VZF PTY LTD
 VH-VZG PTY LTD
 VH-VZH PTY LTD
 VIETNAM INTERNATIONAL BANK (VIETNAM
 INTERNATIONAL COMMERCIAL JOINT STOCK
 BANK)
 VIPRO PTY LIMITED
 WESTSIDE PROPERTIES LIMITED

Annexure BThis is annexure B referred to in Form 603, Notice of initial substantial holder dated **20/12/2016**


Carla Collingwood Company Secretary Dated the 21 December 2016

Colonial First State Asset Management (Australia) Limited ACN 114 194 311

Holder of relevant interest	Date of acquisition	Consideration Cash	Consideration Non-Cash	Class and number of securities
Colonial First State Asset Management (Australia) Limited ACN 114 194 311	Wednesday, 28 September 2016	250,464.06		133,938 Ordinary shares
Colonial First State Asset Management (Australia) Limited ACN 114 194 311	Wednesday, 28 September 2016	128,841.03		68,271 Ordinary shares
Colonial First State Asset Management (Australia) Limited ACN 114 194 311	Thursday, 29 September 2016	309,614.03		193,848 Ordinary shares
Colonial First State Asset Management (Australia) Limited ACN 114 194 311	Friday, 30 September 2016	1,166,030.63		723,838 Ordinary shares
Colonial First State Asset Management (Australia) Limited ACN 114 194 311	Monday, 3 October 2016	678,858.09		413,610 Ordinary shares
Colonial First State Asset Management (Australia) Limited ACN 114 194 311	Tuesday, 4 October 2016	337,475.83		204,568 Ordinary shares
Colonial First State Asset Management (Australia) Limited ACN 114 194 311	Wednesday, 5 October 2016	994,619.69		618,237 Ordinary shares
Colonial First State Asset Management (Australia) Limited ACN 114 194 311	Thursday, 6 October 2016	375,223.35		237,078 Ordinary shares
Colonial First State Asset Management (Australia) Limited ACN 114 194 311	Friday, 7 October 2016	108,541.98		69,418 Ordinary shares

114 194 311				
Colonial First State Asset Management (Australia) Limited ACN 114 194 311	Monday, 10 October 2016	147,311.21		96,807 Ordinary shares
Colonial First State Asset Management (Australia) Limited ACN 114 194 311	Monday, 10 October 2016	155,708.17		103,289 Ordinary shares
Colonial First State Asset Management (Australia) Limited ACN 114 194 311	Tuesday, 11 October 2016	125,120.84		79,827 Ordinary shares
Colonial First State Asset Management (Australia) Limited ACN 114 194 311	Thursday, 13 October 2016	327,384.83		209,058 Ordinary shares
Colonial First State Asset Management (Australia) Limited ACN 114 194 311	Wednesday, 26 October 2016	41,180.86		29,019 Ordinary shares
Colonial First State Asset Management (Australia) Limited ACN 114 194 311	Wednesday, 26 October 2016	64,464.25		45,181 Ordinary shares
Colonial First State Asset Management (Australia) Limited ACN 114 194 311	Thursday, 27 October 2016	106,303.01		72,153 Ordinary shares
Colonial First State Asset Management (Australia) Limited ACN 114 194 311	Wednesday, 28 September 2016	56,702.14		30,322 Ordinary shares
Colonial First State Asset Management (Australia) Limited ACN 114 194 311	Wednesday, 28 September 2016	29,168.56		15,456 Ordinary shares
Colonial First State Asset Management (Australia) Limited ACN 114 194 311	Thursday, 29 September 2016	70,093.12		43,885 Ordinary shares
Colonial First State Asset Management (Australia) Limited ACN 114 194 311	Friday, 30 September 2016	258,032.35		160,179 Ordinary shares
Colonial First State Asset Management	Monday, 3 October 2016	150,224.91		91,528 Ordinary shares

(Australia) Limited ACN 114 194 311				
Colonial First State Asset Management (Australia) Limited ACN 114 194 311	Tuesday, 4 October 2016	74,670.37		45,263 Ordinary shares
Colonial First State Asset Management (Australia) Limited ACN 114 194 311	Wednesday, 5 October 2016	219,710.60		136,568 Ordinary shares
Colonial First State Asset Management (Australia) Limited ACN 114 194 311	Thursday, 6 October 2016	82,887.58		52,371 Ordinary shares
Colonial First State Asset Management (Australia) Limited ACN 114 194 311	Friday, 7 October 2016	23,976.24		15,334 Ordinary shares
Colonial First State Asset Management (Australia) Limited ACN 114 194 311	Monday, 10 October 2016	32,774.37		21,538 Ordinary shares
Colonial First State Asset Management (Australia) Limited ACN 114 194 311	Monday, 10 October 2016	34,643.86		22,981 Ordinary shares
Colonial First State Asset Management (Australia) Limited ACN 114 194 311	Tuesday, 11 October 2016	27,837.02		17,760 Ordinary shares
Colonial First State Asset Management (Australia) Limited ACN 114 194 311	Thursday, 13 October 2016	75,000.44		47,893 Ordinary shares
Colonial First State Asset Management (Australia) Limited ACN 114 194 311	Wednesday, 26 October 2016	16,348.03		11,520 Ordinary shares
Colonial First State Asset Management (Australia) Limited ACN 114 194 311	Wednesday, 26 October 2016	25,589.66		17,935 Ordinary shares
Colonial First State Asset Management (Australia) Limited ACN 114 194 311	Thursday, 27 October 2016	42,198.26		28,642 Ordinary shares

Colonial First State Asset Management (Australia) Limited ACN 114 194 311	Thursday, 17 November 2016	132,928.79		86,469 Ordinary shares
Colonial First State Asset Management (Australia) Limited ACN 114 194 311	Wednesday, 23 November 2016	369,173.92		211,743 Ordinary shares
Colonial First State Asset Management (Australia) Limited ACN 114 194 311	Wednesday, 23 November 2016	220,818.30		126,616 Ordinary shares
Colonial First State Asset Management (Australia) Limited ACN 114 194 311	Wednesday, 23 November 2016	247,245.14		141,769 Ordinary shares
Colonial First State Asset Management (Australia) Limited ACN 114 194 311	Wednesday, 23 November 2016	309,750.10		177,609 Ordinary shares
Colonial First State Asset Management (Australia) Limited ACN 114 194 311	Thursday, 24 November 2016	151,789.72		85,723 Ordinary shares
Colonial First State Asset Management (Australia) Limited ACN 114 194 311	Thursday, 24 November 2016	259,414.06		149,985 Ordinary shares
Colonial First State Asset Management (Australia) Limited ACN 114 194 311	Thursday, 24 November 2016	347,028.67		200,641 Ordinary shares
Colonial First State Asset Management (Australia) Limited ACN 114 194 311	Wednesday, 30 November 2016	55,369.67		35,209 Ordinary shares
Colonial First State Asset Management (Australia) Limited ACN 114 194 311	Wednesday, 30 November 2016	83,728.37		53,242 Ordinary shares
Colonial First State Asset Management (Australia) Limited ACN 114 194 311	Tuesday, 6 December 2016	254,133.70		153,305 Ordinary shares
Colonial First State Asset Management (Australia) Limited ACN	Wednesday, 14 December 2016	249,062.00		132,635 Ordinary shares

114 194 311				
Colonial First State Asset Management (Australia) Limited ACN 114 194 311	Tuesday, 20 December 2016	712,655.92		387,313 Ordinary shares
Colonial First State Asset Management (Australia) Limited ACN 114 194 311	Wednesday, 28 September 2016	77,019.69		41,187 Ordinary shares
Colonial First State Asset Management (Australia) Limited ACN 114 194 311	Wednesday, 28 September 2016	39,617.99		20,993 Ordinary shares
Colonial First State Asset Management (Australia) Limited ACN 114 194 311	Thursday, 29 September 2016	95,207.49		59,609 Ordinary shares
Colonial First State Asset Management (Australia) Limited ACN 114 194 311	Friday, 30 September 2016	354,417.33		220,012 Ordinary shares
Colonial First State Asset Management (Australia) Limited ACN 114 194 311	Monday, 3 October 2016	206,339.31		125,717 Ordinary shares
Colonial First State Asset Management (Australia) Limited ACN 114 194 311	Tuesday, 4 October 2016	90,911.67		55,108 Ordinary shares
Colonial First State Asset Management (Australia) Limited ACN 114 194 311	Wednesday, 5 October 2016	294,543.93		183,083 Ordinary shares
Colonial First State Asset Management (Australia) Limited ACN 114 194 311	Thursday, 6 October 2016	111,118.20		70,208 Ordinary shares
Colonial First State Asset Management (Australia) Limited ACN 114 194 311	Friday, 7 October 2016	32,142.93		20,557 Ordinary shares
Colonial First State Asset Management (Australia) Limited ACN 114 194 311	Monday, 10 October 2016	67,418.92		44,305 Ordinary shares
Colonial First State Asset Management	Monday, 10 October	71,262.54		47,272 Ordinary shares

(Australia) Limited ACN 114 194 311	2016			
Colonial First State Asset Management (Australia) Limited ACN 114 194 311	Tuesday, 11 October 2016	57,263.39		36,534 Ordinary shares
Colonial First State Asset Management (Australia) Limited ACN 114 194 311	Friday, 14 October 2016	90,649.61		58,829 Ordinary shares
Colonial First State Asset Management (Australia) Limited ACN 114 194 311	Thursday, 3 November 2016	13,971.51		10,079 Ordinary shares
Colonial First State Asset Management (Australia) Limited ACN 114 194 311	Thursday, 20 October 2016	788,730.26		503,981 Ordinary shares
Colonial First State Asset Management (Australia) Limited ACN 114 194 311	Wednesday, 23 November 2016	149,004.74		85,463 Ordinary shares
Colonial First State Asset Management (Australia) Limited ACN 114 194 311	Wednesday, 23 November 2016	313,940.93		180,012 Ordinary shares
Colonial First State Asset Management (Australia) Limited ACN 114 194 311	Thursday, 24 November 2016	110,825.85		64,076 Ordinary shares
Colonial First State Asset Management (Australia) Limited ACN 114 194 311	Thursday, 24 November 2016	325,586.82		188,244 Ordinary shares
Colonial First State Asset Management (Australia) Limited ACN 114 194 311	Thursday, 24 November 2016	109,230.94		61,688 Ordinary shares
Colonial First State Asset Management (Australia) Limited ACN 114 194 311	Wednesday, 30 November 2016	29,138.71		18,529 Ordinary shares
Colonial First State Asset Management (Australia) Limited ACN 114 194 311	Wednesday, 30 November 2016	104,710.00		66,584 Ordinary shares

Colonial First State Asset Management (Australia) Limited ACN 114 194 311	Tuesday, 6 December 2016	236,648.28		142,757 Ordinary shares
Colonial First State Asset Management (Australia) Limited ACN 114 194 311	Wednesday, 14 December 2016	228,282.27		121,569 Ordinary shares
Colonial First State Asset Management (Australia) Limited ACN 114 194 311	Tuesday, 20 December 2016	50,036.96		27,194 Ordinary shares
Colonial First State Asset Management (Australia) Limited ACN 114 194 311	Wednesday, 23 November 2016	100,496.26		57,624 Ordinary shares
Colonial First State Asset Management (Australia) Limited ACN 114 194 311	Wednesday, 23 November 2016	323,230.95		185,392 Ordinary shares
Colonial First State Asset Management (Australia) Limited ACN 114 194 311	Wednesday, 23 November 2016	274,648.61		157,482 Ordinary shares
Colonial First State Asset Management (Australia) Limited ACN 114 194 311	Wednesday, 23 November 2016	305,873.18		175,386 Ordinary shares
Colonial First State Asset Management (Australia) Limited ACN 114 194 311	Thursday, 24 November 2016	147,355.88		83,219 Ordinary shares
Colonial First State Asset Management (Australia) Limited ACN 114 194 311	Thursday, 24 November 2016	285,806.02		165,244 Ordinary shares
Colonial First State Asset Management (Australia) Limited ACN 114 194 311	Thursday, 24 November 2016	302,923.87		175,141 Ordinary shares
Colonial First State Asset Management (Australia) Limited ACN 114 194 311	Wednesday, 30 November 2016	68,566.93		43,601 Ordinary shares
Colonial First State Asset Management (Australia) Limited ACN	Wednesday, 30 November 2016	75,989.60		48,321 Ordinary shares

114 194 311				
Colonial First State Asset Management (Australia) Limited ACN 114 194 311	Tuesday, 6 December 2016	267,068.73		161,108 Ordinary shares
Colonial First State Asset Management (Australia) Limited ACN 114 194 311	Wednesday, 14 December 2016	265,254.27		141,258 Ordinary shares
Colonial First State Asset Management (Australia) Limited ACN 114 194 311	Tuesday, 20 December 2016	404,660.16		219,924 Ordinary shares
Colonial First State Asset Management (Australia) Limited ACN 114 194 311	Thursday, 20 October 2016	424,345.06		271,147 Ordinary shares
Colonial First State Asset Management (Australia) Limited ACN 114 194 311	Wednesday, 23 November 2016	121,717.22		69,812 Ordinary shares
Colonial First State Asset Management (Australia) Limited ACN 114 194 311	Wednesday, 23 November 2016	256,446.48		147,045 Ordinary shares
Colonial First State Asset Management (Australia) Limited ACN 114 194 311	Thursday, 24 November 2016	87,745.27		49,554 Ordinary shares
Colonial First State Asset Management (Australia) Limited ACN 114 194 311	Thursday, 24 November 2016	329,201.69		190,334 Ordinary shares
Colonial First State Asset Management (Australia) Limited ACN 114 194 311	Thursday, 24 November 2016	21,370.94		12,356 Ordinary shares
Colonial First State Asset Management (Australia) Limited ACN 114 194 311	Wednesday, 30 November 2016	12,335.47		7,844 Ordinary shares
Colonial First State Asset Management (Australia) Limited ACN 114 194 311	Wednesday, 30 November 2016	95,470.97		60,709 Ordinary shares
Colonial First State Asset Management	Tuesday, 6 December	197,377.37		119,067 Ordinary shares

(Australia) Limited ACN 114 194 311	2016			
Colonial First State Asset Management (Australia) Limited ACN 114 194 311	Wednesday, 14 December 2016	192,735.51		102,639 Ordinary shares
Colonial First State Asset Management (Australia) Limited ACN 114 194 311	Tuesday, 20 December 2016	44,421.28		24,142 Ordinary shares
Colonial First State Asset Management (Australia) Limited ACN 114 194 311	Wednesday, 28 September 2016	23,485.33		12,559 Ordinary shares
Colonial First State Asset Management (Australia) Limited ACN 114 194 311	Wednesday, 28 September 2016	12,081.85		6,402 Ordinary shares
Colonial First State Asset Management (Australia) Limited ACN 114 194 311	Thursday, 29 September 2016	36,042.42		22,566 Ordinary shares
Colonial First State Asset Management (Australia) Limited ACN 114 194 311	Friday, 30 September 2016	133,870.62		83,103 Ordinary shares
Colonial First State Asset Management (Australia) Limited ACN 114 194 311	Monday, 3 October 2016	77,940.41		47,487 Ordinary shares
Colonial First State Asset Management (Australia) Limited ACN 114 194 311	Tuesday, 4 October 2016	69,401.23		42,069 Ordinary shares
Colonial First State Asset Management (Australia) Limited ACN 114 194 311	Wednesday, 5 October 2016	159,031.49		98,851 Ordinary shares
Colonial First State Asset Management (Australia) Limited ACN 114 194 311	Thursday, 6 October 2016	78,083.31		49,495 Ordinary shares
Colonial First State Asset Management (Australia) Limited ACN 114 194 311	Thursday, 6 October 2016	59,995.41		37,907 Ordinary shares

Colonial First State Asset Management (Australia) Limited ACN 114 194 311	Friday, 7 October 2016	17,355.96		11,100 Ordinary shares
Colonial First State Asset Management (Australia) Limited ACN 114 194 311	Friday, 7 October 2016	27,099.14		17,349 Ordinary shares
Colonial First State Asset Management (Australia) Limited ACN 114 194 311	Monday, 10 October 2016	36,400.59		23,921 Ordinary shares
Colonial First State Asset Management (Australia) Limited ACN 114 194 311	Monday, 10 October 2016	38,475.92		25,523 Ordinary shares
Colonial First State Asset Management (Australia) Limited ACN 114 194 311	Tuesday, 11 October 2016	30,916.96		19,725 Ordinary shares
Colonial First State Asset Management (Australia) Limited ACN 114 194 311	Friday, 14 October 2016	50,282.65		32,632 Ordinary shares
Colonial First State Asset Management (Australia) Limited ACN 114 194 311	Monday, 17 October 2016	103,855.32		66,638 Ordinary shares
Colonial First State Asset Management (Australia) Limited ACN 114 194 311	Wednesday, 19 October 2016	111,627.13		71,846 Ordinary shares
Colonial First State Asset Management (Australia) Limited ACN 114 194 311	Tuesday, 25 October 2016	134,499.16		89,505 Ordinary shares
Colonial First State Asset Management (Australia) Limited ACN 114 194 311	Wednesday, 26 October 2016	13,006.05		9,165 Ordinary shares
Colonial First State Asset Management (Australia) Limited ACN 114 194 311	Wednesday, 26 October 2016	20,360.44		14,270 Ordinary shares
Colonial First State Asset Management (Australia) Limited ACN	Thursday, 27 October 2016	220,609.00		149,738 Ordinary shares

114 194 311				
Colonial First State Asset Management (Australia) Limited ACN 114 194 311	Monday, 31 October 2016	81,395.49		56,100 Ordinary shares
Colonial First State Asset Management (Australia) Limited ACN 114 194 311	Thursday, 3 November 2016	36,452.90		26,297 Ordinary shares
Colonial First State Asset Management (Australia) Limited ACN 114 194 311	Monday, 7 November 2016	46,580.05		34,245 Ordinary shares
Colonial First State Asset Management (Australia) Limited ACN 114 194 311	Wednesday, 28 September 2016	61,620.24		32,952 Ordinary shares
Colonial First State Asset Management (Australia) Limited ACN 114 194 311	Wednesday, 28 September 2016	31,699.30		16,797 Ordinary shares
Colonial First State Asset Management (Australia) Limited ACN 114 194 311	Thursday, 29 September 2016	76,173.66		47,692 Ordinary shares
Colonial First State Asset Management (Australia) Limited ACN 114 194 311	Friday, 30 September 2016	280,365.87		174,043 Ordinary shares
Colonial First State Asset Management (Australia) Limited ACN 114 194 311	Monday, 3 October 2016	163,228.93		99,451 Ordinary shares
Colonial First State Asset Management (Australia) Limited ACN 114 194 311	Tuesday, 4 October 2016	81,155.34		49,194 Ordinary shares
Colonial First State Asset Management (Australia) Limited ACN 114 194 311	Wednesday, 5 October 2016	238,749.14		148,402 Ordinary shares
Colonial First State Asset Management (Australia) Limited ACN 114 194 311	Thursday, 6 October 2016	90,069.87		56,909 Ordinary shares
Colonial First State Asset Management	Friday, 7 October 2016	26,054.27		16,663 Ordinary shares

(Australia) Limited ACN 114 194 311				
Colonial First State Asset Management (Australia) Limited ACN 114 194 311	Monday, 10 October 2016	28,286.88		18,589 Ordinary shares
Colonial First State Asset Management (Australia) Limited ACN 114 194 311	Monday, 10 October 2016	29,899.76		19,834 Ordinary shares
Colonial First State Asset Management (Australia) Limited ACN 114 194 311	Tuesday, 11 October 2016	24,025.11		15,328 Ordinary shares
Colonial First State Asset Management (Australia) Limited ACN 114 194 311	Thursday, 13 October 2016	79,645.19		50,859 Ordinary shares
Colonial First State Asset Management (Australia) Limited ACN 114 194 311	Wednesday, 26 October 2016	17,358.43		12,232 Ordinary shares
Colonial First State Asset Management (Australia) Limited ACN 114 194 311	Wednesday, 26 October 2016	27,171.98		19,044 Ordinary shares
Colonial First State Asset Management (Australia) Limited ACN 114 194 311	Thursday, 27 October 2016	44,808.95		30,414 Ordinary shares
Colonial First State Asset Management (Australia) Limited ACN 114 194 311	Thursday, 10 November 2016	108,150.19		74,172 Ordinary shares
Colonial First State Asset Management (Australia) Limited ACN 114 194 311	Tuesday, 15 November 2016	113,936.27		74,129 Ordinary shares
Colonial First State Asset Management (Australia) Limited ACN 114 194 311	Thursday, 17 November 2016	78,211.67		50,876 Ordinary shares
Colonial First State Asset Management (Australia) Limited ACN 114 194 311	Tuesday, 22 November 2016	115,337.09		71,051 Ordinary shares

Colonial First State Asset Management (Australia) Limited ACN 114 194 311	Monday, 29 August 2016	13,575.10		6,622 Ordinary shares
Colonial First State Asset Management (Australia) Limited ACN 114 194 311	Thursday, 20 October 2016	275,732.66		176,187 Ordinary shares
Colonial First State Asset Management (Australia) Limited ACN 114 194 311	Monday, 5 December 2016	223,633.84		134,234 Ordinary shares
Colonial First State Asset Management (Australia) Limited ACN 114 194 311	Tuesday, 6 December 2016	62,065.31		37,470 Ordinary shares
Colonial First State Asset Management (Australia) Limited ACN 114 194 311	Tuesday, 6 December 2016	103,655.98		62,530 Ordinary shares
Colonial First State Asset Management (Australia) Limited ACN 114 194 311	Wednesday, 7 December 2016	204,331.54		118,687 Ordinary shares
Colonial First State Asset Management (Australia) Limited ACN 114 194 311	Thursday, 8 December 2016	195,423.36		111,346 Ordinary shares
Colonial First State Asset Management (Australia) Limited ACN 114 194 311	Wednesday, 14 December 2016	128,648.08		68,510 Ordinary shares
Colonial First State Asset Management (Australia) Limited ACN 114 194 311	Tuesday, 20 December 2016	33,754.80		18,345 Ordinary shares
Colonial First State Asset Management (Australia) Limited ACN 114 194 311	Wednesday, 28 September 2016	62,598.25		33,475 Ordinary shares
Colonial First State Asset Management (Australia) Limited ACN 114 194 311	Wednesday, 28 September 2016	32,201.29		17,063 Ordinary shares
Colonial First State Asset Management (Australia) Limited ACN	Thursday, 29 September 2016	77,382.74		48,449 Ordinary shares

114 194 311				
Colonial First State Asset Management (Australia) Limited ACN 114 194 311	Friday, 30 September 2016	284,860.28		176,833 Ordinary shares
Colonial First State Asset Management (Australia) Limited ACN 114 194 311	Monday, 3 October 2016	165,843.52		101,044 Ordinary shares
Colonial First State Asset Management (Australia) Limited ACN 114 194 311	Tuesday, 4 October 2016	82,415.71		49,958 Ordinary shares
Colonial First State Asset Management (Australia) Limited ACN 114 194 311	Wednesday, 5 October 2016	242,537.86		150,757 Ordinary shares
Colonial First State Asset Management (Australia) Limited ACN 114 194 311	Thursday, 6 October 2016	91,497.47		57,811 Ordinary shares
Colonial First State Asset Management (Australia) Limited ACN 114 194 311	Friday, 7 October 2016	26,468.62		16,928 Ordinary shares
Colonial First State Asset Management (Australia) Limited ACN 114 194 311	Monday, 10 October 2016	36,179.94		23,776 Ordinary shares
Colonial First State Asset Management (Australia) Limited ACN 114 194 311	Monday, 10 October 2016	38,242.26		25,368 Ordinary shares
Colonial First State Asset Management (Australia) Limited ACN 114 194 311	Tuesday, 11 October 2016	30,730.44		19,606 Ordinary shares
Colonial First State Asset Management (Australia) Limited ACN 114 194 311	Thursday, 13 October 2016	82,824.17		52,889 Ordinary shares
Colonial First State Asset Management (Australia) Limited ACN 114 194 311	Wednesday, 26 October 2016	18,038.18		12,711 Ordinary shares
Colonial First State Asset Management	Wednesday, 26 October	28,236.37		19,790 Ordinary shares

(Australia) Limited ACN 114 194 311	2016			
Colonial First State Asset Management (Australia) Limited ACN 114 194 311	Thursday, 27 October 2016	46,560.70		31,603 Ordinary shares
Colonial First State Asset Management (Australia) Limited ACN 114 194 311	Friday, 21 October 2016	238,901.52		153,142 Ordinary shares
Colonial First State Asset Management (Australia) Limited ACN 114 194 311	Friday, 21 October 2016	525,305.04		336,734 Ordinary shares
Colonial First State Asset Management (Australia) Limited ACN 114 194 311	Wednesday, 23 November 2016	175,134.58		100,450 Ordinary shares
Colonial First State Asset Management (Australia) Limited ACN 114 194 311	Wednesday, 23 November 2016	43,598.26		24,999 Ordinary shares
Colonial First State Asset Management (Australia) Limited ACN 114 194 311	Wednesday, 23 November 2016	325,392.03		186,578 Ordinary shares
Colonial First State Asset Management (Australia) Limited ACN 114 194 311	Thursday, 24 November 2016	190,541.38		110,165 Ordinary shares
Colonial First State Asset Management (Australia) Limited ACN 114 194 311	Thursday, 24 November 2016	120,678.52		68,153 Ordinary shares
Colonial First State Asset Management (Australia) Limited ACN 114 194 311	Thursday, 24 November 2016	291,608.83		168,599 Ordinary shares
Colonial First State Asset Management (Australia) Limited ACN 114 194 311	Wednesday, 30 November 2016	58,140.59		36,971 Ordinary shares
Colonial First State Asset Management (Australia) Limited ACN 114 194 311	Wednesday, 30 November 2016	87,927.21		55,912 Ordinary shares

Colonial First State Asset Management (Australia) Limited ACN 114 194 311	Tuesday, 6 December 2016	266,951.03		161,037 Ordinary shares
Colonial First State Asset Management (Australia) Limited ACN 114 194 311	Wednesday, 14 December 2016	258,914.82		137,882 Ordinary shares
Colonial First State Asset Management (Australia) Limited ACN 114 194 311	Tuesday, 20 December 2016	747,341.76		406,164 Ordinary shares

Colonial First State Investments Limited (Note 1) ACN 002 348 352

Holder of relevant interest	Date of acquisition	Consideration Cash	Consideration Non-Cash	Class and number of securities
Colonial First State Investments Limited (Note 1) ACN 002 348 352	Tuesday, 20 September 2016	N/A		15,891 Ordinary shares (borrowed from UBS AG (Agreement 2), see Annexure C)
Colonial First State Investments Limited (Note 1) ACN 002 348 352	Monday, 31 October 2016	N/A		41,111 Ordinary shares (borrowed from UBS AG (Agreement 2), see Annexure C)
Colonial First State Investments Limited (Note 1) ACN 002 348 352	Monday, 7 November 2016	N/A		26,421 Ordinary shares (borrowed from UBS AG (Agreement 2), see Annexure C)
Colonial First State Investments Limited (Note 1) ACN 002 348 352	Monday, 14 November 2016	542,518.31		355,470 Ordinary shares
Colonial First State Investments Limited (Note 1) ACN 002 348 352	Thursday, 1 December 2016	99,248.50		63,079 Ordinary shares
Colonial First State Investments Limited (Note 1) ACN 002 348 352	Friday, 2 December 2016	77,169.36		47,854 Ordinary shares

Realindex Investments Pty Limited ACN 133 312 017

Holder of relevant interest	Date of acquisition	Consideration Cash	Consideration Non-Cash	Class and number of securities
-----------------------------	---------------------	--------------------	------------------------	--------------------------------

Realindex Investments Pty Limited ACN 133 312 017	Wednesday, 31 August 2016	104,950.60		49,505 Ordinary shares
Realindex Investments Pty Limited ACN 133 312 017	Tuesday, 4 October 2016	103,217.40		62,556 Ordinary shares
Realindex Investments Pty Limited ACN 133 312 017	Wednesday, 23 November 2016	84,791.22		48,697 Ordinary shares
Realindex Investments Pty Limited ACN 133 312 017	Thursday, 24 November 2016	48,579.39		28,409 Ordinary shares
Realindex Investments Pty Limited ACN 133 312 017	Friday, 25 November 2016	579,416.10		355,470 Ordinary shares
Realindex Investments Pty Limited ACN 133 312 017	Friday, 11 November 2016	219,179.18		143,875 Ordinary shares

CBA Markets Limited ACN 003 485 952

Holder of relevant interest	Date of acquisition	Consideration Cash	Consideration Non-Cash	Class and number of securities
CBA Markets Limited ACN 003 485 952	Friday, 19 August 2016	N/A		57,717 Ordinary shares (borrowed from Barclays Capital Securities Ltd, see Annexure C)
CBA Markets Limited ACN 003 485 952	Tuesday, 23 August 2016	N/A		38,408 Ordinary shares (borrowed from Barclays Capital Securities Ltd, see Annexure C)
CBA Markets Limited ACN 003 485 952	Monday, 29 August 2016	N/A		13,008 Ordinary shares (borrowed from Barclays Capital Securities Ltd, see Annexure C)
CBA Markets Limited ACN 003 485 952	Tuesday, 30 August 2016	N/A		13,008 Ordinary shares (borrowed from Barclays Capital Securities Ltd, see Annexure C)
CBA Markets Limited ACN 003 485 952	Friday, 2 September 2016	N/A		13,828 Ordinary shares (borrowed from Barclays Capital Securities Ltd, see Annexure C)
CBA Markets Limited ACN 003 485 952	Monday, 5 September 2016	N/A		13,828 Ordinary shares (borrowed from Barclays Capital Securities Ltd,

				see Annexure C)
CBA Markets Limited ACN 003 485 952	Tuesday, 6 September 2016	N/A		13,828 Ordinary shares (borrowed from Barclays Capital Securities Ltd, see Annexure C)
CBA Markets Limited ACN 003 485 952	Wednesday, 7 September 2016	N/A		13,828 Ordinary shares (borrowed from Barclays Capital Securities Ltd, see Annexure C)
CBA Markets Limited ACN 003 485 952	Thursday, 8 September 2016	N/A		6,802 Ordinary shares (borrowed from Barclays Capital Securities Ltd, see Annexure C)
CBA Markets Limited ACN 003 485 952	Friday, 9 September 2016	N/A		53,437 Ordinary shares (borrowed from Barclays Capital Securities Ltd, see Annexure C)
CBA Markets Limited ACN 003 485 952	Monday, 12 September 2016	N/A		32,278 Ordinary shares (borrowed from Barclays Capital Securities Ltd, see Annexure C)
CBA Markets Limited ACN 003 485 952	Tuesday, 13 September 2016	N/A		99,200 Ordinary shares (borrowed from Barclays Capital Securities Ltd, see Annexure C)
CBA Markets Limited ACN 003 485 952	Wednesday, 14 September 2016	N/A		11,957 Ordinary shares (borrowed from Barclays Capital Securities Ltd, see Annexure C)
CBA Markets Limited ACN 003 485 952	Thursday, 15 September 2016	N/A		93,888 Ordinary shares (borrowed from Barclays Capital Securities Ltd, see Annexure C)
CBA Markets Limited ACN 003 485 952	Friday, 16 September 2016	N/A		37,581 Ordinary shares (borrowed from Barclays Capital Securities Ltd, see Annexure C)
CBA Markets Limited ACN 003 485 952	Monday, 19 September 2016	N/A		7,255 Ordinary shares (borrowed from Barclays Capital Securities Ltd, see Annexure C)
CBA Markets Limited ACN 003 485 952	Thursday, 18 August 2016	39,999.96		20,202 Ordinary shares
CBA Markets Limited ACN 003 485 952	Friday, 19 August 2016	1,998.75		975 Ordinary shares

CBA Markets Limited ACN 003 485 952	Monday, 22 August 2016	8,963.10		4,330 Ordinary shares
CBA Markets Limited ACN 003 485 952	Monday, 22 August 2016	9,052.11		4,373 Ordinary shares
CBA Markets Limited ACN 003 485 952	Monday, 22 August 2016	1,767.78		854 Ordinary shares
CBA Markets Limited ACN 003 485 952	Monday, 22 August 2016	26,852.04		12,972 Ordinary shares
CBA Markets Limited ACN 003 485 952	Monday, 22 August 2016	1,397.25		675 Ordinary shares
CBA Markets Limited ACN 003 485 952	Monday, 22 August 2016	1,976.85		955 Ordinary shares
CBA Markets Limited ACN 003 485 952	Monday, 22 August 2016	1,996.80		960 Ordinary shares
CBA Markets Limited ACN 003 485 952	Tuesday, 23 August 2016	2.03		1 Ordinary shares
CBA Markets Limited ACN 003 485 952	Tuesday, 23 August 2016	28,147.98		13,866 Ordinary shares
CBA Markets Limited ACN 003 485 952	Tuesday, 23 August 2016	1,994.85		990 Ordinary shares
CBA Markets Limited ACN 003 485 952	Tuesday, 23 August 2016	1,986.40		955 Ordinary shares
CBA Markets Limited ACN 003 485 952	Tuesday, 23 August 2016	1,964.60		940 Ordinary shares
CBA Markets Limited ACN 003 485 952	Tuesday, 23 August 2016	20,000.34		9,662 Ordinary shares
CBA Markets Limited ACN 003 485 952	Tuesday, 23 August 2016	1,969.10		970 Ordinary shares
CBA Markets Limited ACN 003 485 952	Tuesday, 23 August 2016	3,986.10		1,935 Ordinary shares
CBA Markets Limited ACN 003 485 952	Tuesday, 23 August 2016	4,006.10		1,940 Ordinary shares
CBA Markets Limited ACN 003 485 952	Wednesday, 24 August 2016	631.40		308 Ordinary shares
CBA Markets Limited ACN 003 485 952	Wednesday, 24 August 2016	2,870.00		1,400 Ordinary shares
CBA Markets Limited	Wednesday, 24 August	151.70		74 Ordinary shares

ACN 003 485 952	2016			
CBA Markets Limited ACN 003 485 952	Wednesday, 24 August 2016	2,995.20		1,440 Ordinary shares
CBA Markets Limited ACN 003 485 952	Wednesday, 24 August 2016	2,047.50		975 Ordinary shares
CBA Markets Limited ACN 003 485 952	Monday, 29 August 2016	7,142.20		3,484 Ordinary shares
CBA Markets Limited ACN 003 485 952	Tuesday, 30 August 2016	401.70		195 Ordinary shares
CBA Markets Limited ACN 003 485 952	Tuesday, 30 August 2016	3,057.04		1,484 Ordinary shares
CBA Markets Limited ACN 003 485 952	Wednesday, 31 August 2016	3,203.32		1,511 Ordinary shares
CBA Markets Limited ACN 003 485 952	Wednesday, 31 August 2016	26,629.32		12,561 Ordinary shares
CBA Markets Limited ACN 003 485 952	Wednesday, 31 August 2016	139.92		66 Ordinary shares
CBA Markets Limited ACN 003 485 952	Wednesday, 31 August 2016	72.08		34 Ordinary shares
CBA Markets Limited ACN 003 485 952	Wednesday, 31 August 2016	8,613.56		4,063 Ordinary shares
CBA Markets Limited ACN 003 485 952	Wednesday, 31 August 2016	12,257.84		5,782 Ordinary shares
CBA Markets Limited ACN 003 485 952	Wednesday, 31 August 2016	4,203.96		1,983 Ordinary shares
CBA Markets Limited ACN 003 485 952	Wednesday, 31 August 2016	8,304.04		3,917 Ordinary shares
CBA Markets Limited ACN 003 485 952	Wednesday, 31 August 2016	655.08		309 Ordinary shares
CBA Markets Limited ACN 003 485 952	Thursday, 1 September 2016	50,000.20		23,585 Ordinary shares
CBA Markets Limited ACN 003 485 952	Thursday, 1 September 2016	8,403.68		3,964 Ordinary shares
CBA Markets Limited ACN 003 485 952	Thursday, 1 September 2016	3,892.32		1,836 Ordinary shares
CBA Markets Limited ACN 003 485 952	Thursday, 1 September 2016	9,790.16		4,618 Ordinary shares

CBA Markets Limited ACN 003 485 952	Friday, 2 September 2016	62.10		30 Ordinary shares
CBA Markets Limited ACN 003 485 952	Monday, 5 September 2016	1,067.08		518 Ordinary shares
CBA Markets Limited ACN 003 485 952	Monday, 5 September 2016	1,116.52		542 Ordinary shares
CBA Markets Limited ACN 003 485 952	Monday, 5 September 2016	4,719.46		2,291 Ordinary shares
CBA Markets Limited ACN 003 485 952	Monday, 5 September 2016	267.80		130 Ordinary shares
CBA Markets Limited ACN 003 485 952	Monday, 5 September 2016	486.16		236 Ordinary shares
CBA Markets Limited ACN 003 485 952	Monday, 5 September 2016	486.16		236 Ordinary shares
CBA Markets Limited ACN 003 485 952	Monday, 5 September 2016	2,525.56		1,226 Ordinary shares
CBA Markets Limited ACN 003 485 952	Monday, 5 September 2016	14.42		7 Ordinary shares
CBA Markets Limited ACN 003 485 952	Monday, 5 September 2016	127.72		62 Ordinary shares
CBA Markets Limited ACN 003 485 952	Monday, 5 September 2016	1,217.46		591 Ordinary shares
CBA Markets Limited ACN 003 485 952	Monday, 5 September 2016	1,563.54		759 Ordinary shares
CBA Markets Limited ACN 003 485 952	Monday, 5 September 2016	3,312.48		1,608 Ordinary shares
CBA Markets Limited ACN 003 485 952	Monday, 5 September 2016	2,999.36		1,456 Ordinary shares
CBA Markets Limited ACN 003 485 952	Tuesday, 6 September 2016	344.85		165 Ordinary shares
CBA Markets Limited ACN 003 485 952	Tuesday, 6 September 2016	3,764.09		1,801 Ordinary shares
CBA Markets Limited ACN 003 485 952	Tuesday, 6 September 2016	15,890.27		7,603 Ordinary shares
CBA Markets Limited ACN 003 485 952	Wednesday, 7 September 2016	98.70		47 Ordinary shares
CBA Markets Limited	Wednesday, 7	1,893.54		906 Ordinary shares

ACN 003 485 952	September 2016			
CBA Markets Limited ACN 003 485 952	Friday, 9 September 2016	963.50		470 Ordinary shares
CBA Markets Limited ACN 003 485 952	Friday, 9 September 2016	965.55		471 Ordinary shares
CBA Markets Limited ACN 003 485 952	Friday, 9 September 2016	965.55		471 Ordinary shares
CBA Markets Limited ACN 003 485 952	Friday, 9 September 2016	483.80		236 Ordinary shares
CBA Markets Limited ACN 003 485 952	Friday, 9 September 2016	274.70		134 Ordinary shares
CBA Markets Limited ACN 003 485 952	Monday, 12 September 2016	5,869.32		3,049 Ordinary shares
CBA Markets Limited ACN 003 485 952	Monday, 12 September 2016	10,000.38		5,195 Ordinary shares
CBA Markets Limited ACN 003 485 952	Monday, 12 September 2016	94,082.21		47,159 Ordinary shares
CBA Markets Limited ACN 003 485 952	Tuesday, 13 September 2016	456.66		236 Ordinary shares
CBA Markets Limited ACN 003 485 952	Tuesday, 13 September 2016	1,667.97		862 Ordinary shares
CBA Markets Limited ACN 003 485 952	Tuesday, 13 September 2016	783.68		405 Ordinary shares
CBA Markets Limited ACN 003 485 952	Tuesday, 13 September 2016	1,588.64		821 Ordinary shares
CBA Markets Limited ACN 003 485 952	Tuesday, 13 September 2016	208.98		108 Ordinary shares
CBA Markets Limited ACN 003 485 952	Tuesday, 13 September 2016	319.28		165 Ordinary shares
CBA Markets Limited ACN 003 485 952	Tuesday, 13 September 2016	1,999.20		1,020 Ordinary shares
CBA Markets Limited ACN 003 485 952	Wednesday, 14 September 2016	595.20		310 Ordinary shares
CBA Markets Limited ACN 003 485 952	Wednesday, 14 September 2016	4,546.56		2,368 Ordinary shares
CBA Markets Limited ACN 003 485 952	Wednesday, 14 September 2016	1,499.52		781 Ordinary shares


CBA Markets Limited ACN 003 485 952	Wednesday, 14 September 2016	5,076.48		2,644 Ordinary shares
CBA Markets Limited ACN 003 485 952	Wednesday, 14 September 2016	8,275.20		4,310 Ordinary shares
CBA Markets Limited ACN 003 485 952	Wednesday, 14 September 2016	1,777.92		926 Ordinary shares
CBA Markets Limited ACN 003 485 952	Thursday, 15 September 2016	8,312.32		4,352 Ordinary shares
CBA Markets Limited ACN 003 485 952	Thursday, 15 September 2016	370.54		194 Ordinary shares
CBA Markets Limited ACN 003 485 952	Thursday, 15 September 2016	360.99		189 Ordinary shares
CBA Markets Limited ACN 003 485 952	Thursday, 15 September 2016	135,111.49		70,739 Ordinary shares
CBA Markets Limited ACN 003 485 952	Thursday, 15 September 2016	10,796.77		5,638 Ordinary shares
CBA Markets Limited ACN 003 485 952	Thursday, 15 September 2016	6,128.00		3,200 Ordinary shares
CBA Markets Limited ACN 003 485 952	Thursday, 15 September 2016	584.08		305 Ordinary shares
CBA Markets Limited ACN 003 485 952	Thursday, 15 September 2016	528.54		276 Ordinary shares
CBA Markets Limited ACN 003 485 952	Thursday, 15 September 2016	2,267.36		1,184 Ordinary shares
CBA Markets Limited ACN 003 485 952	Thursday, 15 September 2016	360.99		189 Ordinary shares
CBA Markets Limited ACN 003 485 952	Thursday, 15 September 2016	360.99		189 Ordinary shares
CBA Markets Limited ACN 003 485 952	Thursday, 15 September 2016	2,091.45		1,095 Ordinary shares
CBA Markets Limited ACN 003 485 952	Thursday, 15 September 2016	901.52		472 Ordinary shares
CBA Markets Limited ACN 003 485 952	Thursday, 15 September 2016	8,724.88		4,568 Ordinary shares
CBA Markets Limited ACN 003 485 952	Thursday, 15 September 2016	8,961.72		4,692 Ordinary shares
CBA Markets Limited	Friday, 16 September	4,987.01		2,611 Ordinary shares

ACN 003 485 952	2016			
CBA Markets Limited ACN 003 485 952	Thursday, 1 September 2016	N/A		288 Ordinary shares (borrowed from Merrill Lynch International, see Annexure C)
CBA Markets Limited ACN 003 485 952	Friday, 2 September 2016	N/A		288 Ordinary shares (borrowed from Merrill Lynch International, see Annexure C)
CBA Markets Limited ACN 003 485 952	Monday, 5 September 2016	N/A		288 Ordinary shares (borrowed from Merrill Lynch International, see Annexure C)
CBA Markets Limited ACN 003 485 952	Tuesday, 6 September 2016	N/A		288 Ordinary shares (borrowed from Merrill Lynch International, see Annexure C)
CBA Markets Limited ACN 003 485 952	Wednesday, 7 September 2016	N/A		288 Ordinary shares (borrowed from Merrill Lynch International, see Annexure C)
CBA Markets Limited ACN 003 485 952	Thursday, 8 September 2016	N/A		288 Ordinary shares (borrowed from Merrill Lynch International, see Annexure C)
CBA Markets Limited ACN 003 485 952	Wednesday, 21 September 2016	N/A		82,911 Ordinary shares (borrowed from Merrill Lynch International, see Annexure C)
CBA Markets Limited ACN 003 485 952	Thursday, 22 September 2016	N/A		51,336 Ordinary shares (borrowed from Merrill Lynch International, see Annexure C)
CBA Markets Limited ACN 003 485 952	Friday, 23 September 2016	N/A		14,552 Ordinary shares (borrowed from Merrill Lynch International, see Annexure C)
CBA Markets Limited ACN 003 485 952	Monday, 26 September 2016	N/A		14,551 Ordinary shares (borrowed from Merrill Lynch International, see Annexure C)
CBA Markets Limited ACN 003 485 952	Monday, 26 September 2016	N/A		1 Ordinary shares (borrowed from Merrill Lynch International, see Annexure C)
CBA Markets Limited	Tuesday, 27 September	N/A		339,258 Ordinary shares (borrowed from Merrill

ACN 003 485 952	2016			Lynch International, see Annexure C)
CBA Markets Limited ACN 003 485 952	Tuesday, 27 September 2016	N/A		1 Ordinary shares (borrowed from Merrill Lynch International, see Annexure C)
CBA Markets Limited ACN 003 485 952	Wednesday, 28 September 2016	N/A		1 Ordinary shares (borrowed from Merrill Lynch International, see Annexure C)
CBA Markets Limited ACN 003 485 952	Thursday, 13 October 2016	N/A		106,651 Ordinary shares (borrowed from Merrill Lynch International, see Annexure C)

Annexure C

This is annexure C referred to in Form 603, Notice of initial substantial holder dated **20/12/2016**



Carla Collingwood Company Secretary Dated the 21 December 2016

Commonwealth Bank of Australia will, if requested by the company or responsible entity to whom this form must be given or by the Australian Securities and Investments Commission (ASIC), give a copy of one or more of the following agreements to the company, responsible entity or ASIC (as appropriate).

Merrill Lynch International

Type of agreement:	Global Master Securities Lending Agreement
Parties to agreement:	(1) Commonwealth Bank of Australia and (2) Merrill Lynch International
Can the parties exercise voting rights attaching to the securities?	No
If yes, in what circumstances?	N/A
Date on which the securities were (or are) expected to be delivered to the borrower or its nominee (ie borrow date):	The dates indicated in Annexure B on which securities were borrowed.
Scheduled date (if any) when the securities are expected to be returned to the borrower or its nominee (ie return date):	Any particular day.
Does the borrower have the right to return the securities early? [Yes/No]	Yes
If yes, in which circumstances?	At any time subject to giving notice.
Does the lender have the right to recall the securities early (ie before the scheduled return date)? [Yes/No]	Yes
If yes, in which circumstances?	At any time subject to giving notice.
Are there circumstances in which the borrower will not be required to return the securities on settlement? [Yes/No]	No
If yes, in which circumstances?	N/A

Barclays Capital Securities Ltd

Type of agreement:	Global Master Securities Lending Agreement
--------------------	--

Parties to agreement:	(1) Commonwealth Bank of Australia and (2) Barclays Capital Securities Ltd
Can the parties exercise voting rights attaching to the securities?	No
If yes, in what circumstances?	N/A
Date on which the securities were (or are) expected to be delivered to the borrower or its nominee (ie borrow date):	The dates indicated in Annexure B on which securities were borrowed.
Scheduled date (if any) when the securities are expected to be returned to the borrower or its nominee (ie return date):	Any particular day.
Does the borrower have the right to return the securities early? [Yes/No]	Yes
If yes, in which circumstances?	At any time subject to giving notice.
Does the lender have the right to recall the securities early (ie before the scheduled return date)? [Yes/No]	Yes
If yes, in which circumstances?	At any time subject to giving notice.
Are there circumstances in which the borrower will not be required to return the securities on settlement? [Yes/No]	No
If yes, in which circumstances?	N/A

UBS AG (Agreement 2)

Type of agreement:	Australian Master Securities Lending Agreement
Parties to agreement:	(1) UBS AG; and (2) Colonial First State Investments Limited
Can the parties exercise voting rights attaching to the securities?	No
If yes, in what circumstances?	N/A
Date on which the securities were (or are) expected to be delivered to the borrower or its nominee (ie borrow date):	The dates indicated in Annexure B on which securities were borrowed.
Scheduled date (if any) when the securities are expected to be returned to the borrower or its nominee (ie return date):	Any particular day.
Does the borrower have the right to return the securities early? [Yes/No]	Yes
If yes, in which circumstances?	At any time subject to giving notice.
Does the lender have the right to recall the securities early (ie	Yes

before the scheduled return date)? [Yes/No]	
If yes, in which circumstances?	At any time subject to giving notice.
Are there circumstances in which the borrower will not be required to return the securities on settlement? [Yes/No]	No
If yes, in which circumstances?	N/A